



# Earth rod seals

**Modern building specifications often require that earth points are located within the building itself, which means that earth rod electrodes must pass through the building's foundations or ground slab.**

In such applications, where the structure's damp proof provision has been pierced, it is necessary to prevent the upward seepage of water by utilisation of a suitable sealing mechanism around each earth rod electrode.

Furse market leading Earth Rod Seals have offered the most effective solution to this problem for years. Now, Furse have improved the internal compression seals to enable easier installation of the earth rod. It also enables removal of the compression seals if required without the risk of damage.



## Features and benefits

- Manufactured using a lightweight polymer for simple cost effective installation
- Corrosion resistant, preventing unnecessary maintenance costs
- Pressure tested to 80 psi or 5.5 bar (equivalent to a 55 m head of water)
- Designed for use with Furse high performance lightweight earth inspection pit, which eliminates the need for time consuming shuttering around the top of the earth electrode
- Minimal on site assembly is required, and clear, easy to follow instructions are provided
- Compliant to BS EN 62305-3 standard and tested to BS EN 50164-5: Requirements for earth electrode inspection housings and earth electrode seals



# Earth rod seals – high performance, low maintenance

## 1 Inspection Pit

Furse earth rod seals are designed for use with the Furse high performance Lightweight Inspection Pit, PT205 (supplied separately) which provides a number of benefits:

- The pit provides adequate space for the termination of conductors to the rod, and has the facility for locating an earth bar should multiple connections be necessary
- The lid has a safe working load of 5000 kg and is capable of withstanding slow moving vehicular traffic
- It fits quickly and neatly onto the seal assembly, thus avoiding the need for shuttering

## 2 Sealing Kit

The sealing arrangement, consisting of the improved compression rings and neoprene 'O' rings has been pressure tested to 80 psi or 5.5 bar.

The earth seals, as supplied, will accommodate a range of copperbond, solid copper and solid stainless steel earth rods.

Please specify rod diameter when ordering, to ensure that the correct kit is supplied.

## 3 Main Flange and Housing

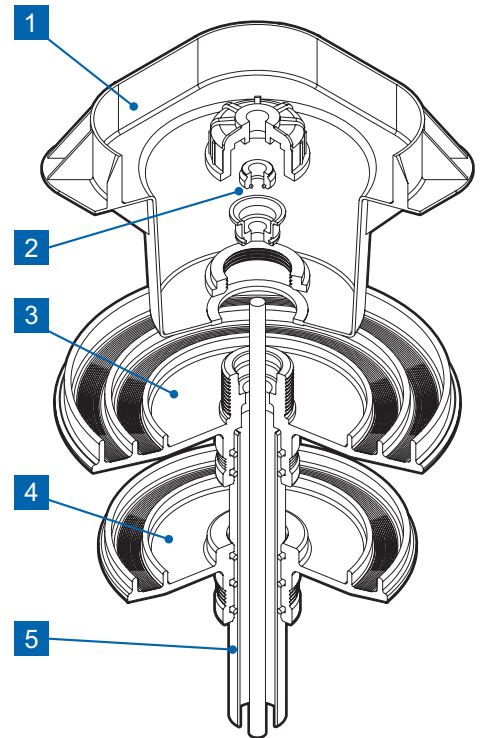
This consists of a single piece high density Polyethylene moulding, accommodating the sealing kit and protective tube for the earth rod electrode.

## 4 Secondary Flange and Housing (ES220 only)

An additional single piece flange and housing unit is included with ES220, for use in deep slabs.

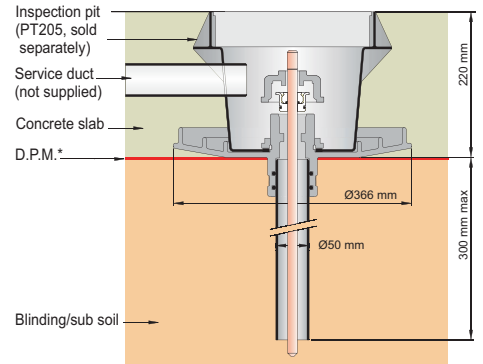
## 5 Protective Tube

Made from non-degradable high impact ABS and supplied in 300 mm (ES210) or 1200 mm (ES220) lengths. Can be cut to size as required, to suit the applications.

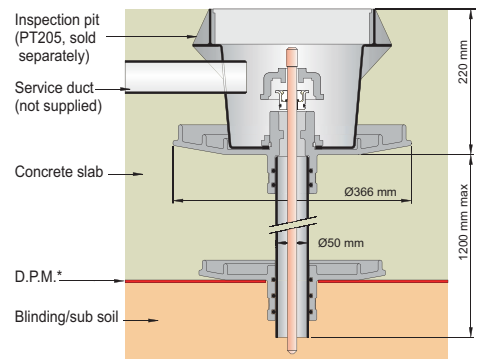


Pat. Pending

### ES210



### ES220



\* Damp Proof Membrane

## Earth rod seal

Rod diameter	Rod type	Protective tube length	Weight each	Part No.
<b>Single-flange</b>				
12.7 mm	½" UNC copperbond	300 mm	2.00 kg	ES210-12
14.2 mm	¾" UNC copperbond	300 mm	2.00 kg	ES210-58
17.2 mm	¾" UNC copperbond	300 mm	2.00 kg	ES210-34
15 mm	Solid copper	300 mm	2.00 kg	ES210-15
16 mm	Stainless steel	300 mm	2.00 kg	ES210-16
20 mm	Solid copper	300 mm	2.00 kg	ES210-20
<b>Double-flange</b>				
12.7 mm	½" UNC copperbond	1200 mm	3.20 kg	ES220-12
14.2 mm	¾" UNC copperbond	1200 mm	3.20 kg	ES220-58
17.2 mm	¾" UNC copperbond	1200 mm	3.20 kg	ES220-34
15 mm	Solid copper	1200 mm	3.20 kg	ES220-15
16 mm	Stainless steel	1200 mm	3.20 kg	ES220-16
20 mm	Solid copper	1200 mm	3.20 kg	ES220-20