



# Pre-insulated terminals 0.1 - 6 mm<sup>2</sup>

General information	2
Ring terminals 0.1 - 6 mm <sup>2</sup>	3
Fork terminals 0.1 - 6 mm <sup>2</sup>	4
Flanged fork terminals 0.5 - 2.5 mm <sup>2</sup>	4
Hook terminals 0.5 - 2.5 mm <sup>2</sup>	4
Pin terminals 0.1 - 6 mm <sup>2</sup>	5
Blade terminals 0.25 - 6 mm <sup>2</sup>	5
Through connectors 0.25 - 6 mm <sup>2</sup>	5
Through connectors with heat shrink insulation 0.5 - 6 mm <sup>2</sup>	6
Parallel connectors 0.5 - 6 mm <sup>2</sup>	6
Receptacles 0.1 - 6 mm <sup>2</sup>	6
Multiple tabs 0.5 - 2.5 mm <sup>2</sup>	7
Receptacles, fully insulated 0.5 - 6 mm <sup>2</sup>	7
Tabs 0.5 - 6 mm <sup>2</sup>	7
End connectors, fully insulated, 1 - 6 mm <sup>2</sup>	8
Bullets 0.25 - 6 mm <sup>2</sup>	8
Sockets, fully insulated 0.25 - 6 mm <sup>2</sup>	8
Assortment boxes	9
PL1000	9
PL450M	9
PL450	10
HB150	10



# 1 Pre-insulated terminals

Elpress ring, fork and pin terminals are manufactured from high grade copper and receptacles from brass or tin-bronze. All terminals are electrolytically tin plated to achieve good corrosion protection. The necks of the terminals are brazed and annealed to allow crimping in any direction around the neck. The metal in the receptacles neck is double folded for excellent mechanical strength and electrical conductivity.

## Insulation

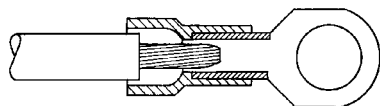
Elpress insulation sleeves are moulded in polycarbonate which has excellent deformation characteristics and maintains its vibration support up to high temperatures, well over 100° C. Caution must be taken at alkalic exposure. The colour of the insulation sleeve relates to which cross section area the terminal accepts:

Light yellow sleeve	0,1 - 0,5 mm <sup>2</sup>
Green sleeve*	0,25 - 0,75 mm <sup>2</sup>
Red sleeve	0,5 - 1,5 mm <sup>2</sup>
Blue sleeve	1,5 - 2,5 mm <sup>2</sup>
Yellow sleeve	4 - 6 mm <sup>2</sup>

\* or transparent white

## EasyEntry

Most Elpress insulation sleeves are of EasyEntry type which guides all the conductor strands properly into the terminal neck. The risk for back-folded strands, possibly resulting in flash-overs and reduced crimped cross section area is therefore minimised.



EasyEntry.

## Marking of the pre-insulated terminals

Elpress pre-insulated terminals are, if possible, marked with logotype, nominal max cross section area (mm<sup>2</sup>) and possible metric stud hole size. This simplifies the identification and inspection.

When crimping with Elpress tools an imprint is made on the insulation to show that the proper die nest has been used. Elpress ESA tools also leave a logo imprint to indicate Elpress system crimps, traceable to adequate test standards.



Samples of Elpress crimped pre-insulated terminals.

Example of product designation	
Cat. no. A1532R (E, FLS, G etc)	
A = pre-insulated	
15 = cross section area (1,5 mm <sup>2</sup> )	
32 = characteristic size (stud hole 3,2 mm)	
E = end connectors	
FLS = receptacles, rolled type	
FLSF = receptacles, fully insulated rolled type	
FLSH = multiple tabs, rolled type (piggy back)	
FLST = receptacles, rolled type, tin-bronze	
G = fork terminals	
GB = flanged fork terminals	
H = tabs (male)	
HA = bullets (male)	
HO = sockets (female)	
K = hook terminals	
PSK = parallel connectors	
R = ring terminals	
SF = blade terminals	
SFB = blade terminals (flanged)	
SFK = blade terminals	
SFL = blade terminals	
SFN = blade terminals (with tab)	
SR = pin terminals	
SRK = pin terminals	
SK = through connectors	
SKW = through connectors with heat shrink insulation	



### Ring terminals 0.1 - 6 mm<sup>2</sup>

■ Data: Cu 99.95%, tin plated, brazed necks, PC sleeves have EasyEntry, PC and PA sleeves are halogen free.



	mm <sup>2</sup>	Cat. no.	Screw	mm W	d	t	L <sub>1</sub>	L	s	Crimp tools page	Pcs/ pack	Insulation
Yellow	0,1-0,5	A0527R	M2,5	5,4	2,0	0,5	14,0	16,0	6	8:4 8:16-17	100	PA*
		A0532R	M3	5,4	2,0	0,5	16,0	16,0	6		100	PA*
		A0543R	M4	7,0	2,0	0,5	16,0	19,0	6		100	PA*
		A0553R	M5	8,0	2,0	0,5	15,0	19,0	6		100	PA*
Green	0,25-0,75	A0832R	M3	5,5	3,2	0,5	15,0	18,0	7	8:3-6 8:16-18	100	PC
		A0837R	M3,5	6,2	3,2	0,5	17,5	21	7		100	PC
		A0843R	M4	7,5	3,2	0,5	17,5	21	7		100	PC
		A0853R	M5	9	3,2	0,5	17,5	22	7		100	PC
Red	0,5-1,5	A1532R	M3	5,5	4,0	0,7	15,0	18,0	7	8:3-6 8:16-18	100	PC
		A1537R	M3,5	6,2	4,0	0,7	17,5	21	7		100	PC
		A1543R	M4	7,5	4,0	0,7	17,5	21	7		100	PC
		A1553R	M5	9,0	4,0	0,7	17,5	22	7		100	PC
		A1565R	M6	11,0	4,0	0,7	19,5	25	7		100	PC
		A1585R	M8	14,0	4,0	0,7	21	28	7		100	PC
		A1510R	M10	17,0	4,0	0,7	23	31	7		100	PC
Blue	1,5-2,5	A2532R	M3	5,5	4,5	0,8	15,0	18,0	8	8:3-6 8:16-18	100	PC
		A2537R	M3,5	6,2	4,5	0,8	17,5	21	8		100	PC
		A2543R	M4	7,5	4,5	0,8	17,5	21	8		100	PC
		A2553R	M5	9,0	4,5	0,8	17,5	22	8		100	PC
		A2565R	M6	11,0	4,5	0,8	19,5	25	8		100	PC
		A2585R	M8	14,0	4,5	0,8	21	28	8		100	PC
		A2510R	M10	17,0	4,5	0,75	23	31	8		100	PC
		A2513R	M12	19,0	4,5	0,75	25	34	8		100	PVC*
Yellow	4-6	A4643R	M4	7,8	6,4	1,0	21	25	9	8:3, 8:6	100	PC
		A4653R	M5	9,0	6,4	1,0	21	25	9		100	PC
		A4665R	M6	11,0	6,4	1,0	22	27	9		100	PC
		A4685R	M8	14,0	6,4	1,0	23	30	9		100	PC
		A4610R	M10	17,0	6,4	1,0	25	33	9		50	PC
		A4613R	M12	19,2	6,8	1,0	31	40	9		50	PVC*

t = palm thickness s = strip length \* no EasyEntry



1

### Fork terminals 0.1 - 6 mm<sup>2</sup>

■ Data: Cu 99.95%, tin plated, brazed necks, PC sleeves have EasyEntry, insulation sleeves are halogen free.



	mm <sup>2</sup>	Cat. no.	Screw	mm W	d	t	L <sub>1</sub>	L	s	Crimp tools page		Pcs/pack	Insulation
	0,1-0,5	A0532G	M3	5,0	2,0	0,5	14,0	16,0	6	8:4, 8:16-17		100	PA*
	0,25-0,75	A0832G	M3	5,5	3,2	0,5	15,0	18,0	7	↓ ↓		100	PC
		A0837G	M3,5	6,2	3,2	0,5	17,5	21	7			100	PC
		A0843G	M4	7,5	3,2	0,5	17,5	21	7			100	PC
	0,5-1,5	A1532G	M3	5,5	4,0	0,7	15,0	18,0	7	8:3-6 ↓	8:16-18 ↓	100	PC
		A1537G	M3,5	6,2	4,0	0,7	17,5	21	7			100	PC
		A1537GS	M3,5	5,5	4,0	0,7	17,5	21	7			100	PC
		A1543G	M4	7,0	4,0	0,7	17,5	21	7			100	PC
		A1553G	M5	9,0	4,0	0,7	17,5	22	7			100	PC
		A1565G	M6	11,0	4,0	0,7	19,5	25	7			100	PC
	1,5-2,5	A2532G	M3	5,5	4,5	0,8	15,0	18,0	8	↓ ↓		100	PC
		A2537G	M3,5	6,2	4,5	0,8	17,5	21	8			100	PC
		A2537GS	M3,5	5,5	4,5	0,8	17,5	21	8			100	PC
		A2543G	M4	7,0	4,5	0,8	17,5	21	8			100	PC
		A2553G	M5	9,0	4,5	0,8	17,5	22	8			100	PC
		A2565G	M6	11,0	4,5	0,8	19,5	25	8			100	PC
	4-6	A4643G	M4	7,8	6,4	1,0	21	25	9	8:3, ↓	8:6 ↓	100	PC
		A4653G	M5	9,0	6,4	1,0	21	25	9			100	PC
		A4665G	M6	11,0	6,4	1,0	22	27	9			100	PC
		A4685G	M8	14,0	6,4	1,0	23	30	9			100	PC
		A4610G	M10	18,0	6,4	1,0	27	36	9			100	PC

t = palm thickness s = strip length \* no EasyEntry

### Flanged fork terminals 0.5 - 2.5 mm<sup>2</sup>

■ Data: Cu 99.95%, tin plated, brazed necks, PC sleeves have EasyEntry, insulation sleeves are halogen free.



	mm <sup>2</sup>	Cat. no.	Screw	mm W	d	t	L <sub>1</sub>	L	s	Crimp tools page		Pcs/pack	Insulation
	0,5-1,5	A1537GB	M3,5	7,5	4,0	0,7	17,5	21	7	8:3-6 ↓	8:16-18 ↓	100	PC
	1,5	A1543GB	M4	7,5	4,0	0,7	17,5	21	7			100	PC
	1,5-2,5	A2543GB	M4	7,5	4,5	0,8	17,5	21	7	↓ ↓		100	PC
		A2553GB	M5	9,0	4,5	0,8	17,5	23	7			100	PC

t = palm thickness s = strip length

### Hook terminals 0.5 - 2.5 mm<sup>2</sup>

■ Data: Cu 99.95%, tin plated, brazed necks, PC sleeves have EasyEntry, insulation sleeves are halogen free.




	mm <sup>2</sup>	Cat. no.	Screw	mm W	d	t	L <sub>1</sub>	L	s	Crimp tools page		Pcs/pack	Insulation
	0,5-1,5	A1543K	M4	7,5	4,0	0,8	17,5	21	7	8:3-6, 8:16-18		100	PC
	1,5-2,5	A2543K	M4	7,5	4,5	0,8	17,5	21	8	8:3-6, 8:16-18		100	PC

t = palm thickness s = strip length



### Pin terminals 0.1 - 6 mm<sup>2</sup>

■ Data: Cu 99.95%, tin plated, brazed necks, PC sleeves have EasyEntry, insulation sleeves are halogen free.




	mm <sup>2</sup>	Cat. no.	mm W	d	L <sub>1</sub>	L	s	Pcs/pack	Crimp tools page	Insulation
	0,1-0,5	A0514SR	1,4	2,0	8,0	18,0	6	100	8:4, 8:16-17	PA*
	0,25-0,75	A0819SR	1,8	3,2	12,0	22	7	100	↓ ↓	PC
		A0819SRK	1,8	3,2	8,5	18,5	7	100		PC
	0,5-1,5	A1519SR	1,9	4,0	12,0	22	7	100	8:3-6 ↓	PC
		A1519SRK	1,9	4,0	8,5	18,5	7	100		8:16-18
	1,5-2,5	A2519SR	1,9	4,5	12,0	22	8	100	↓ ↓	PC
		A2519SRK	1,9	4,5	8,5	18,5	8	100		PC
	4-6	A4630SR	2,8	6,4	17,0	27	9	100	8:3, 8:6 ↓	PC

s = strip length \* no EasyEntry

### Blade terminals 0.25 - 6 mm<sup>2</sup>

■ Data: Cu 99.95%, tin plated, brazed necks, PC sleeves have EasyEntry, PC and PA sleeves are halogen free.



	mm <sup>2</sup>	Cat. no.	mm W	d	t	L <sub>1</sub>	L	s	Pcs/pack	Crimp tools page	Insulation	
	0,25-0,75	A0825SFK	2,5	3,2	0,5	10,0	20	7	100	8:4, 8:16-17	PC	
	0,5-1,5	A1518SFL	2,3	4,6	0,8	18,0	27	7	100	8:3-6 ↓	PA	
		A1529SF	2,9	4,0	0,7	12,0	22	7	100		8:16-18	PC
		A1529SFN	2,9	4,5	0,7	11,5	22	7	100		PC**	
		A1530SFB	3,0	4,5	0,8	17,5	27	7	100		PA	
	1,5-2,5	A2524SFL	2,4	4,5	0,8	18,0	28	8	100	↓ ↓	PA**	
		A2529SF	2,9	4,3	0,7	11,5	22	8	100		PC	
		A2529SFN	2,9	4,5	0,7	11,5	22	8	100		PC**	
		A2530SFB	3	4,6	0,7	17,5	27	8	100		PA*	
	4-6	A4640SF	4	6,7	1,0	13,0	27	9	100	8:3, 8:6 ↓	PVC*	
		A4645SFB	4,5	6,7	1,0	17,5	32	9	100		PVC*	

t = palm thickness s = strip length \* no EasyEntry \*\* with tab

### Through connectors 0.25 - 6 mm<sup>2</sup>

■ Data: Cu 99.95%, tin plated, insulation sleeves are halogen free, no EasyEntry.



	mm <sup>2</sup>	Cat. no.	mm d	L	s	Pcs/pack	Crimp tools page	Insulation
	0,25-0,75	A0824SK	2,9	24	7	100	8:4, 8:16-17	PC
	0,5-1,5	A1525SK	3,4	24	7	100	8:3-6, 8:16-18	PC
	1,5-2,5	A2527SK	4,3	26	8	100	8:3-6 ↓	PC
	4-6	A4652SK	6,5	33	9	50	8:3-6, 8:6 ↓	PC


s = strip length



1

### Through connectors with heat shrink insulation 0.5 - 6 mm<sup>2</sup>

■ Data: Cu 99.95%, tin plated, heat shrink sleeve with melting glue inside.




	mm <sup>2</sup>	Cat. no.	mm d	L	s	Pcs/ pack	Crimp tools page	Insulation
■	0,5-1,5	A1535SKW	4,5	35	8	25	8:5	PA
■	1,5-2,5	A2535SKW	5,4	35	8	25	↓	PA
■	4-6	A4650SKW	6,8	40	9	25	↓	PA

s = strip length

After crimping and hot air gun heating, a water proof connection, glued to the cable and the connector, is achieved.

### Parallel connectors 0.5 - 6 mm<sup>2</sup>

■ Data: Cu 99.95%, tin plated.



	mm <sup>2</sup> Total	Cat. no.	mm d	L	s	Pcs/ pack	Crimp tools page	Insulation
■	0,5-1,5	A1515PSK	3,2	17,0	7	100	8:3-6, 8:16-18	PVC
■	1,5-2,5	A2517PSK	4	17,0	8	100	8:3-6 ↓	PVC
■	4-6	A4634PSK	5,6	21	9	100	8:3, 8:6 ↓	PVC

s = strip length

Type PSK must be crimped with ESA0760 (C) and with two crimps.

### Receptacles 0.1 - 6 mm<sup>2</sup>

■ Data: brass or tin bronze, tin plated, brazed necks, PC sleeves have EasyEntry, PC and PA insulation sleeves are halogen free.



	mm <sup>2</sup>	Cat. no.	mm d	L	For tabs	s	Pcs/ pack	Crimp tools page	Insulation
■	0,1-0,5	A0503FLS5	2,3	16,0	2,8x0,5	7	100	8:4, 8:16-17	PVC*
		A0503FLS8	2,3	16,0	2,8x0,8	7	100	8:4 ↓	PVC*
■	0,5-1,5	A1503FLS5	3,3	18,5	2,8x0,5	7	100	8:3-6 ↓	PC
		A1503FLS8	3,3	18,5	2,8x0,8	7	100	8:16-18 ↓	PC
		A1505FLS5	3,7	19,0	4,8x0,5	7	100	↓	PC
		A1505FLS8	3,7	19,0	4,8x0,8	7	100	↓	PC
		A1507FLS	4,0	20	6,3x0,8	7	100	↓	PC
		A1507FLST	4,0	20	6,3x0,8	7	100	↓	PC**
■	1,5-2,5	A2505FLS5	4,4	19,0	4,8x0,5	8	100	↓	PC
		A2505FLS8	4,4	19,0	4,8x0,8	8	100	↓	PC
		A2507FLS	4,5	20	6,3x0,8	8	100	↓	PC
		A2507FLST	4,5	20	6,3x0,8	8	100	↓	PC**
		A2508FLS	4,3	24	8,4x0,8	8	100	↓	PVC***
■	4-6	A4607FLS	6,4	24	6,3x0,8	9	100	↓	PC
		A4609FLS	6,2	31	9,5x1,2	9	100	8:3, 8:6 ↓	PVC***

s = strip length \* no EasyEntry \*\* made from tin-bronze (phosphorus bronze)

\*\*\* not brazed, reinforcement sleeve, no EasyEntry.



### Multiple tabs 0.5 - 2.5 mm<sup>2</sup>

■ Data: brass, tin plated, no EasyEntry.



	mm <sup>2</sup>	Cat. no.	mm d	L	For tabs	s	Pcs/pack	Crimp tools page	Insulation
■	0,5-1,5	A1507FLSH	3,7	22	6,3x0,8	7	100	8:3-6,8:16-18	PVC*
■	1,5-2,5	A2507FLSH	4,3	22	6,3x0,8	8	100	8:3-6,8:16-18	PVC*

s = strip length \* non-brazed with reinforcement sleeve

### Receptacles, fully insulated 0.5 - 6 mm<sup>2</sup>

■ Data: brass, tin plated, brazed necks, PC sleeves have EasyEntry, insulation sleeves are halogen free.



	mm <sup>2</sup>	Cat. no.	mm d	L	For tab	s	Pcs/pack	Crimp tools page	Insulation
■	0,5-1,5	A1503FLSF5	3,8	19,3	2,8x0,5	7	100	8:3-6 ↓ 8:16-18 ↓	PA*
		A1503FLSF8	3,8	19,3	2,8x0,8	7	100		PA*
		A1505FLSF5	3,6	20,2	4,8x0,5	7	100		PA*
		A1505FLSF8	3,6	20,2	4,8x0,8	7	100		PA*
		A1507FLSF	4,0	21	6,3x0,8	7	100		PC
■	1,5-2,5	A2505FLSF5	3,9	19,5	4,8x0,5	8	100	↓	PA*
		A2505FLSF8	3,9	19,5	4,8x0,8	8	100		PA*
		A2507FLSF	4,5	21	6,3x0,8	8	100		PC
■	4-6	A4607FLSF	5,3	26	6,3x0,8	9	100	8:3, 8:6 ↓	PA*

s = strip length \* non-brazed with reinforcement sleeve, no EasyEntry

### Tabs 0.5 - 6 mm<sup>2</sup>

■ Data: brass, tin plated, brazed necks, PC sleeves has EasyEntry, PC insulation sleeves are halogen free.



	mm <sup>2</sup>	Cat.no.	mm d	L	For receptacles	s	Pcs/pack	Crimp tools page	Insulation
■	0,5-1,5	A1507H	4,0	22	6,3x0,8	7	100	8:3-6, 8:16-18	PC
■	1,5-2,5	A2507H	4,5	22	6,3x0,8	8	100	↓	PC
■	4-6	A4607H	6,3	25	6,3x0,8	9	100	↓	PVC*

s = strip length \* non-brazed with reinforcement sleeve, no EasyEntry.






1

### End connectors, fully insulated, 1 - 6 mm<sup>2</sup>

■ Data: Copper tube, tin plated, insulation sleeves are halogen free.



	mm <sup>2</sup>	Cat. no.	mm d	L <sub>1</sub>	L	s	Pcs/ pack	Crimp tools page	Insulation
	1-3	A2500E	6,4	8,0	15,2	8	100	8:3-6, 8:16-18	PA
	4-6	A4600E	9,2	9,0	17,7	9	100	8:3-6, 8:16-18	PA

s = strip length

### Bullets 0.25 - 6 mm<sup>2</sup>

■ Data: brass/Cu, tin plated, PC sleeves have EasyEntry, PC and PA insulation sleeves are halogen free.



	mm <sup>2</sup>	Cat. no.	mm d	L	Diameter	s	Pcs/ pack	Crimp tools page	Insulation
	0,25-0,75	A0802HA	3,6	26	2,0	7	100	8:4, 8:16-17	PA*
	0,5-1,5	A1504HA	4,0	22	4,0	7	100	8:3-6, 8:16-18	PC
	1,5-2,5	A2505HA	4,3	20	5,0	8	100	↓	PVC*
	4-6	A4605HA	6,5	21	5,0	9	100		PVC*

s = strip length \* non-brazed with reinforcement sleeve, no EasyEntry.

### Sockets, fully insulated 0.25 - 6 mm<sup>2</sup>

■ Data: brass/tin bronze/Cu, tin plated, PC sleeves have EasyEntry, PC and PA insulation sleeves are halogen free.



	mm <sup>2</sup>	Cat. no.	mm d	L	For bullets diam.	s	Pcs/ pack	Crimp tools page	Insulation
	0,25-0,75	A0802HO	3,4	24	2,0	7	100	8:4, 8:16-17	PA*
	0,5-1,5	A1504HO	4,0	25	4,0	7	100	8:3-6, 8:16-18	PC**
	1,5-2,5	A2505HO	4,3	26	5,0	8	100	↓	PVC*
	4-6	A4605HO	6,5	23	5,0	9	100		PVC*

s = strip length \* non-brazed with reinforcement sleeve

\*\* made from tin bronze (phosphorous bronze), EasyEntry





## Assortment boxes

1

### PL1000

Elpress assortment box designed for electromechanical shops and service departments.

**Particulars:**

- strong polypropylene box
- 29 partitions
- 1000 pre-insulated terminals 0,5 - 6 mm<sup>2</sup>
- connector blocks
- crimping tool ESA 0760 Miniforce
- stripping and cutting tool STC001
- weight 3.9 kg
- length 370 mm, width 298mm, height 37 mm



### PL450M

Elpress assortment box designed for various professional use.

**Particulars:**

- manufactured from polypropylene
- 11 partitions
- 350 pre-insulated terminals 0,5 - 6 mm<sup>2</sup>
- 2 connector blocks
- crimping tool ESA 0760 Miniforce
- stripping and cutting tool SCT001
- weight 1.5 kg
- length 246 mm, width 171 mm, height 57 mm





1



## PL450

Elpress assortment box designed for hobby use.

### Particulars:

- manufactured from polypropylene
- 11 partitions
- 350 pre-insulated terminals 0,5 - 6 mm<sup>2</sup>
- 2 connector blocks
- hobby crimping tool T50 which crimps, cuts and strips up to 6 mm<sup>2</sup> and cuts screws M2,5 - M5.
- weight 1,1 kg
- length 246 mm, width 171 mm, height 57 mm



## HB150

Elpress assortment box designed for hobby use.

### Particulars:

- polypropylene box
- 11 partitions
- 150 pre-insulated terminals 0.5 - 6 mm<sup>2</sup>
- 2 connector blocks
- hobby crimping tool T50 which crimps, cuts and strips up to 6 mm<sup>2</sup> and cuts screws M2.5 - M5
- weight 0.80 kg
- length 246 mm, width 171 mm, height 57 mm