


General information about pre-insulated terminals



System Elpress

System Elpress consists of connectors and tools tested together for optimum connection result. The System concept makes you as a customer able to feel secure when using our system and to be sure a safe connection is made when Elpress products are used correctly.

Pre-insulated terminals

Elpress ring, fork and pin terminals are manufactured from high grade copper and receptacles from brass or tin-bronze. All terminals are electrolytically tin plated to achieve good corrosion protection. The necks of the terminals are brazed and annealed to allow crimping in any direction around the neck. The metal in the receptacles neck is double folded for excellent mechanical strength and electrical conductivity.

Insulation

Elpress insulation sleeves are moulded in polycarbonate which has excellent deformation characteristics and maintains its vibration support up to high temperatures, well over 100° C. Caution must be taken at alkalic exposure. The colour of the insulation sleeve relates to which cross section area the terminal accepts:

Light yellow sleeve	0.1 - 0.5 mm ²
Green sleeve*	0.25 - 0.75 mm ²
Red sleeve	0.5 - 1.5 mm ²
Blue sleeve	1.5 - 2.5 mm ²
Yellow sleeve	4 - 6 mm ²

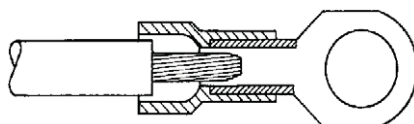
* or transparent white

The following table shows the properties for Elpress pre-insulated terminals. Note the properties are general since the influences of environment, temperature, etc. can affect connections. Polycarbonate/PC, and Polyamid/PA, are halogen-free, meaning they do not contain any of the substances fluorine, chlorine, bromine or iodine.

Insulation material	Temperature area	Halogen free	Flammability class, UL94
PA (Polyamid)	70-90°	Yes	V0
PC (Polycarbonate)	90-100°	Yes	V2
PVC (Polyvinylchloride)	60°	No, chlorine	V0

EasyEntry

Most Elpress insulation sleeves are of EasyEntry type which guides all the conductor strands properly into the terminal neck. The risk for back-folded strands, possibly resulting in flash-overs and reduced crimped cross section area, is therefore minimised.



EasyEntry.

Marking of the pre-insulated terminals

Elpress pre-insulated terminals are, if possible, marked with logotype, nominal max cross section area (mm²) and possible metric stud hole size. This simplifies the identification and inspection.

When crimping with Elpress tools an imprint is made on the insulation to make visible which die nest has been used. Elpress GSA tools also leave a logo imprint to indicate Elpress system crimps, traceable to adequate test standards.



Samples of Elpress crimped pre-insulated terminals.

Example of Cat. no.
Cat. no. A1532R (E, FLS, G etc)
A = pre-insulated
15 = cross section area (1,5 mm ²)
32 = characteristic size (stud hole 3,2 mm)
E = end connectors
FLS = receptacles, rolled type
FLSF = receptacles, fully insulated rolled type
FLSH = multiple tabs, rolled type (piggy back)
FLST = receptacles, rolled type, tin-bronze
G = fork terminals
GB = flanged fork terminals
H = tabs (male)
HA = bullets (male)
HO = sockets (female)
K = hook terminals
PSK = parallel connectors
R = ring terminals
SF = blade terminals
SFB = blade terminals (flanged)
SFK = blade terminals
SFL = blade terminals
SFN = blade terminals (with tab)
SR = pin terminals
SRK = pin terminals
SK = through connectors
SKW = through connectors with heat shrink insulation



Crimping of Elpress pre-insulated ring terminal with hand tool GSA0760.

Hand tools for pre-insulated terminals

Mechanical hand tools

High quality, crimp performance and ergonomics are prime considerations of Elpress when developing mechanical crimp tools. Except for the hobby tools, all Elpress crimp tools have a full closure, ratchet mechanism to ensure correct crimps at all instances - a prerequisite for professional and quality assured work.



Elpress Mobile, a professional crimp tool with interchangeable dies.

Miniforce tool

With the unique Miniforce range of crimp tools, a new level of performance was established when speaking of ergonomic adaption to the user and of low handle forces needed. A reduction of required force up to 45% is reached as a result of advanced ergonomic studies where minimised risk for work discomfort or even injuries was the main objective.



Miniforce type C has extra long handles for an easy two-hand grip which in most

cases represents a simple and natural way of lowering work loads.

Elpress tools and terminals/connectors together form a Crimp System where the crimp results are supervised to meet requirements of established standards like IEC60352-2, SEN 245010, DIN46249, BS4579:1 and other.

Many of the most common tools have symmetrical crimp die nests to enable crimps from both tool sides - a feature certainly appreciated by left-handed users.

All Miniforce type G- and D-tools are produced from high grade Swedish steel with black finish surface and comprehensive laser markings.



Certification of crimp tools

Quality assurance of our tools is made by certification, already in the manufacturing process, of the crimping tools, both hand tools type Gxx, i.e. the Miniforce tools, and type Dxx tools.



What is certified?

The certification of Elpress crimp tools comprises individual documentation from final assembly and inspection regarding:

- **handle pre-load**, which is the force needed to release the crimp completion ratchet
- **crimp die nest heights**, which means each of the greatest nest heights to be measured with completely closed dies.

Why certification?

The certificate that accompanies the tool has several functions:

- New crimp tools are often immediately introduced into a QA system. The tool status before use is then of course to

be the first log entry. Later periodic inspection recordings may then form base for detection of changes or wear and of possibly necessary corrective actions.

- The certificate shows that each individual tool meets the design specifications before supply.
- The certificate indicates the most important tool properties to be followed up.

Elpress service department offers continued follow up on the quality of the tools.




Elpress certificate.



Ring terminals 0.1 - 6 mm²

■ Data: Cu 99.95%, tin plated, brazed necks.

■ PC sleeves have EasyEntry, PC and PA sleeves are halogen free.



	mm ²	Cat. no.	Screw	mm W	d	t	L ₁	L	s	Rec. tool	Pcs/pack	Insulation
Yellow	0,1-0,5	A0522R	M2	5,4	2,0	0,5	14,0	16,0	6	DSA0115	100	PA*
		A0532R	M3	5,0	2,0	0,5	14,0	16,0	6	DSA0115	100	PA*
		A0543R	M4	7,0	2,0	0,5	16,0	19,0	6	DSA0115	100	PA*
		A0553R	M5	8,0	2,0	0,5	15,0	19,0	6	DSA0115	100	PA*
Green	0,25-0,75	A0832R	M3	5,5	3,2	0,5	15,0	18,0	7	DSA0115	100	PC
		A0837R	M3,5	6,2	3,2	0,5	17,5	21	7	DSA0115	100	PC
		A0843R	M4	7,5	3,2	0,5	17,5	21	7	DSA0115	100	PC
		A0853R	M5	9	3,2	0,5	17,5	22	7	DSA0115	100	PC
Red	0,5-15	A1532R	M3	5,5	4,0	0,7	16,0	19,0	7	GSA0760	100	PC
		A1537R	M3,5	6,0	4,0	0,7	16	19	7	GSA0760	100	PC
		A1543R	M4	7,5	4,0	0,7	17	20,5	7	GSA0760	100	PC
		A1553R	M5	9,0	4,0	0,7	18	22,5	7	GSA0760	100	PC
		A1565R	M6	11,0	4,0	0,7	21	26,5	7	GSA0760	100	PC
		A1585R	M8	14,0	4,0	0,7	20	27,5	7	GSA0760	100	PC
		A1510R	M10	16,5	4,0	0,7	22	30,5	7	GSA0760	100	PC
Blue	1,5-2,5	A2532R	M3	5,5	4,5	0,8	16	19	8	GSA0760	100	PC
		A2537R	M3,5	6	4,5	0,8	16	19	8	GSA0760	100	PC
		A2543R	M4	7	4,5	0,8	17,5	21	8	GSA0760	100	PC
		A2553R	M5	9,0	4,5	0,8	18	23	8	GSA0760	100	PC
		A2565R	M6	11,0	4,5	0,8	20,6	26,1	8	GSA0760	100	PC
		A2585R	M8	14,0	4,5	0,8	20	27,5	8	GSA0760	100	PC
		A2510R	M10	16,5	4,5	0,75	22	30,5	8	GSA0760	100	PC
		A2513R	M12	19,0	4,5	0,75	25	34	8	GSA0760	100	PA
Yellow	4-6	A4643R	M4	7,8	6,4	1,0	20,5	24,5	9	GSA0760	100	PC
		A4653R	M5	9,0	6,4	1,0	20,5	25	9	GSA0760	100	PC
		A4665R	M6	11,0	6,4	1,0	23	28,5	9	GSA0760	100	PC
		A4685R	M8	14,0	6,4	1,0	23,8	30,8	9	GSA0760	100	PC
		A4610R	M10	17,0	6,4	1,0	25,5	34	9	GSA0760	50	PC
		A4613R	M12	19,2	6,8	1,0	31	40	9	GSA0760	50	PVC*


t = palm thickness s = strip length * no EasyEntry

For detailed information regarding recommended tool, see tool section at the end of this chapter.

Fork terminals 0.1 - 6 mm²

■ Data: Cu 99.95%, tin plated, brazed necks.

■ PC sleeves have EasyEntry, PC and PA sleeves are halogen free.




	mm ²	Cat. no.	Screw	mm W	d	t	L ₁	L	s	Rec. tool	Pcs/ pack	Insulation	
Green	0,1-0,5	A0532G	M3	5,0	2,0	0,5	14,0	16,0	6	DSA0115	100	PA*	
		0,25-0,75	A0832G	M3	5,5	3,2	0,5	15,0	18,0	7	DSA0115	100	PC
			A0837G	M3,5	6,2	3,2	0,5	17,5	21	7	DSA0115	100	PC
A0843G	M4	6,2	3,2	0,5	17,5	21	7	DSA0115	100	PC			
Red	0,5-1,5	A1532G	M3	5,5	4,0	0,7	16	19	7	GSA0760	100	PC	
		A1537G	M3,5	6,2	4,0	0,7	17,5	21	7	GSA0760	100	PC	
		A1537GS	M3,5	5,5	4,0	0,7	17	21,2	7	GSA0760	100	PC	
		A1543G	M4	7,0	4,0	0,7	17,5	21	7	GSA0760	100	PC	
		A1553G	M5	9,0	4,0	0,7	18	22,5	7	GSA0760	100	PC	
		A1565G	M6	11,0	4,0	0,7	21	26,5	7	GSA0760	100	PC	
Blue	1,5-2,5	A2532G	M3	5,5	4,5	0,8	15,0	18,0	8	GSA0760	100	PC	
		A2537G	M3,5	6,2	4,5	0,8	17,5	21	8	GSA0760	100	PC	
		A2537GS	M3,5	5,5	4,5	0,8	17	21,2	8	GSA0760	100	PC	
		A2543G	M4	7,0	4,5	0,8	17,5	21	8	GSA0760	100	PC	
		A2553G	M5	9,0	4,5	0,8	18	23	8	GSA0760	100	PC	
		A2565G	M6	11,0	4,5	0,8	19,5	25	8	GSA0760	100	PC	
Yellow	4-6	A4643G	M4	7,8	6,4	1,0	20	24	9	GSA0760	100	PC	
		A4653G	M5	9,0	6,4	1,0	20,5	25	9	GSA0760	100	PC	
		A4665G	M6	11,0	6,4	1,0	21,5	27	9	GSA0760	100	PC	
		A4685G	M8	14,0	6,4	1,0	23	30	9	GSA0760	100	PC	
		A4610G	M10	18,0	6,4	1,0	27	36	9	GSA0760	100	PA	

t = palm thickness s = strip length * no EasyEntry

Flanged fork terminals 0.5 - 2.5 mm²

■ Data: Cu 99.95%, tin plated, brazed necks.

■ PC sleeves have EasyEntry, PC and PA sleeves are halogen free.




	mm ²	Cat. no.	Screw	mm W	d	t	L ₁	L	s	Rec. tool	Pcs/ pack	Insulation
Red	0,5-1,5	A1537GB	M3,5	6,2	4,0	0,7	17,5	21	7	GSA0760	100	PC
		A1543GB	M4	6,2	4,0	0,7	17,5	21	7	GSA0760	100	PC
Blue	1,5-2,5	A2543GB	M4	6,2	4,5	0,8	17,5	21	7	GSA0760	100	PC
		A2553GB	M5	9,0	4,5	0,8	17,5	22,5	7	GSA0760	100	PC

t = palm thickness s = strip length

Hook terminals 0.5 - 2.5 mm²

■ Data: Cu 99.95%, tin plated, brazed necks.

■ PC sleeves have EasyEntry, PC and PA sleeves are halogen free.



	mm ²	Cat. no.	Screw	mm W	d	t	L ₁	L	s	Rec. tool	Pcs/ pack	Insulation
Red	0,5-1,5	A1543K	M4	7	4,0	0,8	17	20,5	7	GSA0760	100	PC
Blue	1,5-2,5	A2543K	M4	7,5	4,5	0,8	17	21	8	GSA0760	100	PC


t = palm thickness s = strip length

For detailed information regarding recommended tool, see tool section at the end of this chapter.

Pin terminals 0.1 - 6 mm²

■ Data: Cu 99.95%, tin plated, brazed necks.

■ PC sleeves have EasyEntry, PC and PA sleeves are halogen free.




mm ²	Cat. no.	mm W	d	L ₁	L	s	Pcs/ pack	Rec. tool	Insulation
0,1-0,5	A0514SR	1,4	2,0	8,0	18,0	6	100	DSA0115	PA*
0,25-0,75	A0819SR	1,8	3,2	12,0	22	7	100	DSA0115	PC
	A0819SRK	1,8	3,2	8,5	18,5	7	100	DSA0115	PC
0,5-1,5	A1519SR	1,7	4,0	12,0	22	7	100	GSA0760	PC
	A1519SRK	1,7	4,0	8,5	18,5	7	100	GSA0760	PC
1,5-2,5	A2519SR	1,9	4,5	11,5	21,5	8	100	GSA0760	PC
	A2519SRK	1,9	4,5	8,5	18,5	8	100	GSA0760	PC
4-6	A4630SR	2,7	6,4	14,0	27	9	100	GSA0760	PC

s = strip length * no EasyEntry

Blade terminals 0.25 - 6 mm²

■ Data: Cu 99.95%, tin plated, brazed necks.

■ PC sleeves have EasyEntry, PC and PA sleeves are halogen free.



mm ²	Cat. no.	mm W	d	t	L ₁	L	s	Pcs/ pack	Rec. tool	Insulation
0,25-0,75	A0825SFK	2,5	3,2	0,5	10,0	20	7	100	DSA0115	PC
0,5-1,5	A1518SFL	2,3	4,6	0,8	18,0	27	7	100	GSA0760	PVC
	A1529SF	2,9	4,0	0,7	12,0	22	7	100	GSA0760	PC
	A1529SFN	2,9	4	0,7	12	22	7	100	GSA0760	PC**
	A1530SFB	3,0	4,5	0,8	17,5	27	7	100	GSA0760	PVC
1,5-2,5	A2524SFL	2,4	4,5	0,8	18,0	28	8	100	GSA0760	PVC
	A2529SF	2,9	4,3	0,7	11,5	21,5	8	100	GSA0760	PC
	A2529SFN	2,9	4,3	0,7	12	22	8	100	GSA0760	PC**
	A2530SFB	3	4,6	0,7	17,5	27	8	100	GSA0760	PVC
4-6	A4640SF	4	6,7	1,0	13,0	27	9	100	GSA0760	PVC*
	A4645SFB	4,5	6,7	1,0	17,5	32	9	100	GSA0760	PVC*

t = palm thickness s = strip length * no EasyEntry ** with tab

Through connectors 0.25 - 6 mm²

■ Data: Cu 99.95%, tin plated.

■ Insulation sleeves are halogen free, no EasyEntry.




mm ²	Cat. no.	mm d	L	s	Pcs/ pack	Rec. tool	Insulation
0,25-0,75	A0824SK	2,9	24,5	7	100	DSA0115	PC
0,5-1,5	A1525SK	3,4	24	7	100	GSA0760	PC
1,5-2,5	A2527SK	4,3	26	8	100	GSA0760	PC
4-6	A4652SK	6,5	33	9	50	GSA0760	PC

s = strip length

For detailed information regarding recommended tool, see tool section at the end of this chapter.

Through connectors with heat shrink insulation 0.5 - 6 mm²

■ Data: Cu 99.95%, tin plated, heat shrink sleeve with melting glue inside.



	mm ²	Cat. no.	mm d	L	s	Pcs/pack	Rec. tool	Insulation
■	0,5-1,5	A1535SKW	4,5	35	8	25	GSW0560C	PA
■	1,5-2,5	A2535SKW	5,4	35	8	25	GSW0560C	PA
■	4-6	A4650SKW	6,8	40	9	25	GSW0560C	PA


s = strip length

After crimping and hot air gun heating, a water proof connection, glued to the cable and the connector, is achieved.

Parallel connectors 0.5 - 6 mm²

■ Data: Cu 99.95%, tin plated.

■ Insulation sleeves are halogen free.



	mm ² Total	Cat. no.	mm d	L	s	Pcs/pack	Rec. tool	Insulation
■	0,5-1,5	A1515PSK	3,2	17,0	7	100	GSA0760	PA
■	1,5-2,5	A2517PSK	4	17,0	8	100	GSA0760	PA
■	4-6	A4634PSK	5,6	21	9	100	GSA0760	PA

s = strip length

Type PSK must be crimped with GSA0760 (C) and with two crimps.

For detailed information regarding recommended tool, see tool section at the end of this chapter.

Receptacles 0.1 - 6 mm²

■ Data: brass or tin bronze, tin plated, brazed necks.

■ PC sleeves have EasyEntry, PC and PA sleeves are halogen free.



	mm ²	Cat. no.	mm d	L	For tabs	s	Pcs/pack	Rec. tool	Insulation
Yellow	0,1-0,5	A0503FLS5	2,3	16,0	2,8x0,5	7	100	DSA0115	PVC*
		A0503FLS8	2,3	16,0	2,8x0,8	7	100	DSA0115	PVC*
Red	0,5-1,5	A1503FLS5	3,3	18,5	2,8x0,5	7	100	GSA0760	PC
		A1503FLS8	3,3	18,5	2,8x0,8	7	100	GSA0760	PC
		A1505FLS5	3,7	19,0	4,8x0,5	7	100	GSA0760	PVC
		A1505FLS8	3,7	19,0	4,8x0,8	7	100	GSA0760	PVC
		A1507FLS	4,0	20	6,3x0,8	7	100	GSA0760	PC
		A1507FLST	4,0	20	6,3x0,8	7	100	GSA0760	PC**
Blue	1,5-2,5	A2505FLS5	4,4	19,0	4,8x0,5	8	100	GSA0760	PVC
		A2505FLS8	4,4	19,0	4,8x0,8	8	100	GSA0760	PVC
		A2507FLS	4,5	20	6,3x0,8	8	100	GSA0760	PC
		A2507FLST	4,5	20	6,3x0,8	8	100	GSA0760	PC**
		A2508FLS	4,3	24	8,4x0,8	8	100	GSA0760	PVC***
Yellow	4-6	A4607FLS	6,4	24	6,3x0,8	9	100	GSA0760	PC
		A4609FLS	6,2	31	9,5x1,2	9	100	GSA0760	PVC***

s = strip length * no EasyEntry ** made from tin-bronze (phosphorus bronze)

*** not brazed, reinforcement sleeve, no EasyEntry.

Multiple tabs 0.5 - 2.5 mm²

■ Data: brass, tin plated, no EasyEntry.



	mm ²	Cat. no.	mm d	L	For tabs	s	Pcs/pack	Rec. tool	Insulation
Red	0,5-1,5	A1507FLSH	3,7	22	6,3x0,8	7	100	GSA0760	PVC*
Blue	1,5-2,5	A2507FLSH	4,3	22	6,3x0,8	8	100	GSA0760	PVC*

s = strip length * non-brazed with reinforcement sleeve

For detailed information regarding recommended tool, see tool section at the end of this chapter.

Receptacles, fully insulated 0.5 - 6 mm²

■ Data: brass, tin plated, brazed necks.

■ PC sleeves have EasyEntry, PC and PA sleeves are halogen free.



mm ²	Cat. no.	mm d	L	For tab	s	Pcs/ pack	Rec. tool	Insulation
0,5-1,5	A1503FLSF5	3,8	19,3	2,8x0,5	7	100	GSA0760	PA*
	A1503FLSF8	3,8	19,3	2,8x0,8	7	100	GSA0760	PA*
	A1505FLSF5	3,6	20,2	4,8x0,5	7	100	GSA0760	PA*
	A1505FLSF8	3,6	20,2	4,8x0,8	7	100	GSA0760	PA*
	A1507FLSF	4,0	21	6,3x0,8	7	100	GSA0760	PC
1,5-2,5	A2505FLSF5	3,9	19,5	4,8x0,5	8	100	GSA0760	PA*
	A2505FLSF8	3,9	19,5	4,8x0,8	8	100	GSA0760	PA*
	A2507FLSF	4,5	21	6,3x0,8	8	100	GSA0760	PC
4-6	A4607FLSF	5,3	26	6,3x0,8	9	100	GSA0760	PA*

s = strip length * non-brazed with reinforcement sleeve, no EasyEntry

Tabs 0.5 - 6 mm²

■ Data: brass, tin plated, brazed necks.

■ PC sleeves have EasyEntry, PC and PA sleeves are halogen free.



mm ²	Cat.no.	mm d	L	For receptacles	s	Pcs/ pack	Rec. tool	Insulation
0,5-1,5	A1507H	4,0	22	6,3x0,8	7	100	GSA0760	PC
1,5-2,5	A2507H	4,5	22	6,3x0,8	8	100	GSA0760	PC
4-6	A4607H	6,3	25	6,3x0,8	9	100	GSA0760	PVC*

s = strip length * non-brazed with reinforcement sleeve, no EasyEntry.

End connectors, fully insulated, 1 - 6 mm²

■ Data: Copper tube, tin plated.

■ Insulation sleeves are halogen free, PA. EasyEntry.



mm ²	Cat. no.	mm d	L ₁	L	s	Pcs/ pack	Rec. tool	Insulation
1-3	A2500E	6,4	8,0	15,2	8	100	GSA0760	PA
4-6	A4600E	9,2	9,0	17,7	9	100	GSA0760	PA

s = strip length

For detailed information regarding recommended tool, see tool section at the end of this chapter.

Bullets 0.25 - 6 mm²

■ Data: brass/Cu, tin plated.

■ PC sleeves have EasyEntry, PC and PA sleeves are halogen free.



mm ²	Cat. no.	mm d	L	Diameter	s	Pcs/ pack	Rec. tool	Insulation
0,25-0,75	A0802HA	3,6	26	2,0	7	100	DSA0115	PA*
0,5-1,5	A1504HA	4,0	22	4,0	7	100	GSA0760	PC
1,5-2,5	A2505HA	4,3	20	5,0	8	100	GSA0760	PVC*
4-6	A4605HA	6,6	26	5,0	9	100	GSA0760	PA*

s = strip length * non-brazed with reinforcement sleeve, no EasyEntry.

Sockets, fully insulated 0.25 - 6 mm²

■ Data: brass/tin bronze/Cu, tin plated.

■ PC sleeves have EasyEntry, PC and PA sleeves are halogen free.



mm ²	Cat. no.	mm d	L	For bullets diam.	s	Pcs/ pack	Rec. tool	Insulation
0,25-0,75	A0802HO	3,4	24	2,0	7	100	DSA0115	PA*
0,5-1,5	A1504HO	4,0	25	4,0	7	100	GSA0760	PC**
1,5-2,5	A2505HO	4,3	26	5,0	8	100	GSA0760	PVC*
4-6	A4605HO	5,7	27	5,0	9	100	GSA0760	PA*

s = strip length * non-brazed with reinforcement sleeve

** made from tin bronze (phosphorous bronze), EasyEntry

For detailed information regarding recommended tool, see tool section at the end of this chapter.

Assortment boxes

PL1001

Elpress assortment box designed for electromechanical shops and service departments.



- strong polypropylene box
- 29 partitions
- 1000 pre-insulated terminals 0,5 - 6 mm²
- connector blocks
- crimping tool GSA0760 Miniforce
- stripping and cutting tool STC001
- weight 3.9 kg
- length 370 mm, width 298 mm, height 37 mm

PL451M

Elpress assortment box designed for various professional use.



- manufactured from polypropylene
- 11 partitions
- 350 pre-insulated terminals 0,5 - 6 mm²
- 2 connector blocks
- crimping tool GSA0760 Miniforce
- stripping and cutting tool SCT001
- weight 1.5 kg
- length 246 mm, width 218 mm, height 57 mm

PL450

Elpress assortment box designed for hobby use.

- manufactured from polypropylene
- 11 partitions
- 350 pre-insulated terminals 0,5 - 6 mm²
- 2 connector blocks
- hobby crimping tool T50 which crimps, cuts and strips up to 6 mm² and cuts screws M2,5 - M5.
- weight 1,1 kg
- length 246 mm, width 218 mm, height 57 mm



HB150

Elpress assortment box designed for hobby use.

- polypropylene box
- 11 partitions
- 150 pre-insulated terminals 0.5 - 6 mm²
- 2 connector blocks
- hobby crimping tool T50 which crimps, cuts and strips up to 6 mm² and cuts screws M2.5 - M5
- weight 0.80 kg
- length 246 mm, width 218 mm, height 57 mm



Hobby tools for crimping terminals 0.5 - 6 mm² and for cutting and stripping

Technical data:

- manufactured from high-class steel and with semi-soft handles
- die nests are distinctly marked
- no full closure ratchet
- cuts up to 6 mm²
- strips up to 6 mm²
- bolt-cutter M2,5 - M5
- weight 0.20 kg, length 225 mm

Crimp range 0.5 - 6 mm²

T50

Elpress hobby tool.

Particulars:

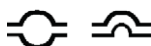
- crimps pre-insulated terminals 0.5 - 6 mm² and indent crimps un-insulated, closed barrel terminals 1.5 - 6 mm²
- red, semi-soft handles for optimal comfort
- stripping and bolt cutting functions

Area	Cat. no.	Crimp type	Weight	Length
0.5-6 mm ²	T50	oval/indent	0.200 kg	225 mm

T50



Crimp types



T51

Elpress hobby tool.

Particulars:

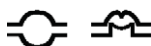
- crimps pre-insulated terminals 0.5 - 6 mm², and roll crimps open barrel un-insulated terminals 0.5 - 2.5 mm²
- yellow, semi-soft handles for optimal comfort
- stripping and bolt cutting functions

Area	Cat. no.	Crimp type	Weight	Length
0.5-6 mm ²	T51	oval/roll	0.200 kg	225 mm

T51



Crimp types



T52

Elpress hobby tool.

Particulars:

- roll crimps un-insulated, open barrel, un-insulated terminals 0.5 - 6 mm²
- green, semi-soft handles for optimal comfort
- stripping and bolt cutting functions

Area	Cat. no.	Crimp type	Weight	Length
0.5-6 mm ²	T52	roll	0.200 kg	225 mm

T52



Crimp type



Certified crimp tools for pre-insulated terminals 0.14 - 2.5 mm²



Technical data:

- die nests are distinctly laser marked
- adjustable if changes occur, ie after many crimps
- tested with Elpress terminals
- ratchet system which guarantees a fully closed crimp
- emergency release if the crimp sequence must be interrupted
- unique design makes the tools compact and handy
- requires minimum of muscle force for a perfect crimp
- designed to fit both right- and left-handed users
- at least 50.000 crimps
- delivered with certificate for quality assurance

Crimp range 0.14 - 1.5 mm²

DSA0115

Elpress crimp tool for symmetrical crimping of pre-insulated terminals.

DSA0115



Crimp type



Area	Cat. no.	Crimp type	Weight	Length x Width
0.14-1.5 mm ²	DSA0115	oval, symmetrical	0.445 kg	192 x 66 mm

Crimp range 0.5 - 2.5 mm²

DSA0725

Elpress crimp tool for symmetrical crimping of pre-insulated terminals.

DSA0725



Crimp type



Particulars:

- die nest wear inspection easily made with go/no-go gauge ESAQ 0760

Area	Cat. no.	Crimp type	Weight	Length x Width
0.5-2.5 mm ²	DSA0725	oval, symmetrical	0.449 kg	192 x 66 mm

ESAQ 0760 - die nest gauge

Elpress go/no-go gauge for inspection of die nests in the following crimp tools: DSA0115, DSA0725, GSA0760(C) and GSEA0340C.



Particulars:

- grip Ø 8 mm
- supplied in practical plastic box
- a simple means to secure proper tool performance
- easy to use, with a GO-position and a NO GO-position for each die nest of the crimp tool.

Please contact Elpress for more information on tool calibration and QA.

Area	Cat. no.	Weight	Length
0.5-2.5 mm ²	ESAQ 0760 -tolk	0.250 kg	55 mm

Tool	Checks die nest
DSA0115	■ ■ ■
DSA0725	■ ■ ■
GSA0760(C)	■ ■ ■
GSEA0340C	■ ■ ■

Certified Miniforce tools for pre-insulated terminals 0.5 - 6 mm² and end terminals 0.25 - 4 mm²



Technical data:

- unique mechanism that reduces maximum handle force with 30% compared to the earlier Exx version
- ratchet system to guarantee a fully closed crimp
- release mechanism if the crimping sequence must be interrupted
- symmetrical and distinctly laser marked die nests
- adjustable if changes occur, ie after many crimps
- tested with Elpress terminals
- ergonomically designed handles to fit all users
- optimises the quality of the crimp result
- reduces the risk for repetitive strain injuries (RSI)
- light and handy design without reduction in durability
- type C has extra long handles for two hand grip
- at least 80 000 crimps
- delivered with certificate for quality assurance

Crimp range 0.25 - 4 mm²

GSEA0340C

Miniforce **combination crimp tool** for crimping of both;

- pre-insulated terminals 0.5 - 2.5 mm² and
- pre-insulated and un-insulated end terminals 0.25 - 4 mm²

GSEA0340C



Crimp types



Area	Cat. no.	Crimp types	Weight	Length x Width
0.25-4 mm ²	GSEA0340C	oval, symmetrical, trapezoid	0.682 kg	255 x 72 mm

Crimp range 0.5 - 6 mm²

GSW0560C

Miniforce crimp tool for through connectors with **heat shrink insulation** type SKW. Dies nest specially designed for crimping of the through connectors with heat shrink insulation – know as the SKW type. Use of other tools will destroy/harm the insulation leaving un-insulated openings direct to the terminal.

GSW0560C



Crimp type



Area	Cat. no.	Crimp types	Weight	Length x Width
0.5-6 mm ²	GSW0560C	oval, symmetrical	0.678 kg	255 x 72 mm

GSA0760 and GSA0760C

Elpress Miniforce crimp tools for symmetrical crimping of pre-insulated terminals 0,5 - 6 mm².

Particulars:

- locator to hold the terminal in the right position when crimping which simplifies the installation
- die calibration is easily performed with the gauge ESAQ0760
- die nests leave imprints on terminal insulation sleeve after crimp to show nest size and Elpress logotype for system identification

Area	Cat. no.	Crimp types	Weight	Length x Width
0.5-6 mm ²	GSA0760	oval, symmetrical	0.664 kg	220 x 72 mm
0.5-6 mm ²	GSA0760C	oval, symmetrical	0.678 kg	255 x 72 mm

GSA0760



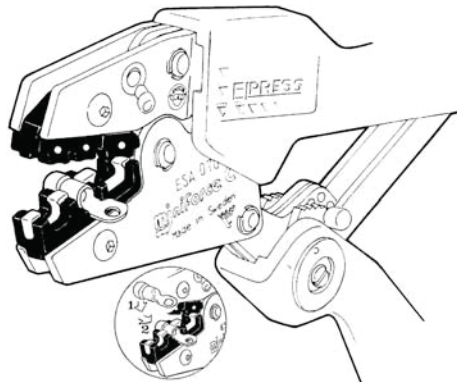
GSA0760C



Crimp type



GSA0760 locator



Follow the sequence (1) and (2) when placing the terminals into the locator.

Elpress Mobile - a tool with interchangeable dies



Professional crimp tool with interchangeable dies for electrical installations and data-com.

Technical data:

- a reliable, safe, economical and comfortable tool
- parallel-action stroke with a maximum force of 10 000 N, tested for 20000 crimps
- easily interchangeable crimp dies with one handgrip
- the dies are kept together as pairs with a special rod to simplify handling
- a wide range of crimping dies enables the user to cover 20-30 applications in just one tool frame

You purchase Elpress Mobile in four basic versions:

Elpress Mobile

Mobile handtool (only the frame). Dies supplemented.

Cat. no.	Weight	Length x Width
Elpress Mobile	0.554 kg	234 x 64 mm



Mobile, only the frame.

Mobile Installation

Mobile hand tool and two interchangeable dies:

- die OAA0525 for crimping of insulated terminals 0.5 - 2.5 mm²
- die OEB0210 for crimping of end sleeves 0.25 - 10 mm²
- the tool is delivered with dies in a plastic packaging

Cat. no.	Weight	Length x Width
Mobile Installation	0.694 kg	234 x 64 mm



Mobile + dies OAA0525 and OEB0210.



Mobile + dies OMP45 and OCC1113.

Mobile DataCom

Mobile hand tool and two interchangeable dies:

- die OMP45 for crimping of modular plug, RJ45 contacts
- die OCC1113 for crimping of coaxial contacts RG58, 59, 62, 71
- the tool is delivered with dies in a plastic packaging

Cat. no.	Weight	Length x Width
Mobile DataCom	0.659 kg	234 x 64 mm



Mobile + dies OMS4, OMS3 and OMSL

Mobile Solar Kit

Mobile hand tool for Solar panel installations including tool, three interchangeable dies and cable stripper LOKE for solar panel cable with extra thick insulation.

- OMS4, for crimping of Solar type connectors \varnothing 4 mm, with open barrel conductor crimp 2.5 - 6.0 mm²
- OMS3, for crimping of Solar connectors \varnothing 3 mm, turned pin type 2.5 - 6.0 mm²
- OMSL, for crimping of Solar connectors, turned pin type, Solar Lock 2.5 - 6.0 mm²

Cat. no.	Weight	Length x Width
Mobile Solar Kit	0.722 kg	234 x 64 mm



Cable stripper LOKE.

Mobile Box

Box for the Mobile tool which has place for the tool and 5-6 dies. The Mobile tool and dies are ordered separately.

Cat. no.	Weight	Length x Width	Height
Mobile Box	0.320 kg	246 x 218 mm	56.5 mm



Additional dies to Elpress Mobile are presented in the table on the following page.

You complete your kit with these dies

Additional dies to Elpress Mobile. All dies have the same easy and fast fastening in the frame.
 The dies are kept together as pairs and delivered in a plastic cassette which can be put together with other cassettes.



OAA0160
 For crimping of pre-insulated terminals 0.1 - 0.5 & 4 - 6 mm².



OAA0525
 For crimping of pre-insulated terminals 0.5 - 2.5mm².



OSW0360
 For crimping of through connectors with heat shrink insulation 0.3-0.75 and 4-6 mm²



OSW0525
 For crimping of through connectors with heat shrink insulation 0.5-1.5 and 1.5-2.5 mm²



OPB0140
 For crimping of global power connectors, GPC.



OPB6099
 For crimping of global power connectors, GPC.



OWB4099
 For W-crimping of un-insulated terminals 4 - 10 mm².



OKB0725
 For indent crimping of un-insulated terminals 0.75 - 2.5 mm².



OKB0560
 For indent crimping of un-insulated terminals 0.5 - 6 mm².



OEB0210
 For crimping of end terminals 0.25 - 10 mm².



OEB1625
 For crimping of end terminals 16 - 25 mm².



OEB3550
 For crimping of end terminals 35 - 50 mm².



ORB0110
 For roll crimping of terminals 0.1 - 1.0 mm².



ORB0560
 For roll crimping of terminals 0.5 - 6 mm².



OMP45
 For crimping of modular-plug RJ45.



OMP11
 For crimping of modular-plug RJ11.



OFO5432
 For crimping of fiber optics connections type ST, SC, SMA, SMB, SFR.



OCC0908
 For crimping of coaxial contacts type BNC, TNC, RG174, RG179.



OCC1113
 For crimping of coaxial contacts type BNC, TNC, RG58, RG59, RG62, RG71.



OCC4755
 For crimping of coaxial contacts type CATV, RG6, RG59.



OMS4
 For crimping of solar connectors Ø 4 mm, with open barrel conductor crimp 2.5 - 6.0 mm².



OMS3
 For crimping of solar connectors Ø 3 mm, turned pin type 2.5 - 6.0 mm².



OMSL
 For crimping of solar connectors turned pin type Solar Lock 2.5 - 6.0 mm².



Battery powered crimp tool



PV130P, PV130S - Elpress Mini.

Technical data:

- NiMh battery power (9.6 V and 1.3 Ah), recharge time approx. 40 minutes
- advanced ergonomics for excellent access in confined areas
- tool for service and installation work
- fast crimping 2-4 seconds
- approx. 150 crimps per charge
- crimp ranges see table below
- supplied in a plastic case with battery charger and one battery

Crimp range 0.5-6, 0.25-10, 0.5-50 mm²

PV130P - Elpress Mini

Battery powered tool for parallel action crimping of pre-insulated terminals up to 6 mm², un-insulated terminals up to 10 mm² and end terminals up to 50 mm².

Included:

- Battery: PVBP1-MH
- Charger: PVBC2

Area	Cat. no.	Weight	Length
0.5-6/0.25-10/0.5-50 mm ²	PV130P - Elpress Mini	1.3 kg	360 mm



PV130P, box and charger.

PV130S - Elpress Mini

Battery powered tool for scissor crimping movement of pre-insulated terminals up to 6 mm², un-insulated terminals up to 10 mm² and end terminals up to 50 mm².

Included:

- Battery: PVBP1-MH
- Charger: PVBC2

Area	Cat. no.	Weight	Length
0.5-6/0.25-10/0.5-50 mm ²	PV130S - Elpress Mini	1.5 kg	360 mm



EB0560

WB4099

KB0325



EB3550

EB1025

EB4010



RB0560

Die table

	PV130P	PV130S
Application	Die	Die
Pre-insulated 0.5-6 mm ²	SA0760	SA0760
Un-insulated, indent crimp 0.25-2.5 mm ²	KB0325	KB0325
Un-insulated, W crimp 4-10 mm ²	WB4099	WB4099
Un-insulated, roll-crimp 0.5-6 mm ²	RB0560	RB0560
End terminals (ferrules)		
0.5-6 mm ²	EB0560	EB0560
4-10 mm ²	EB4010	EB4010
10-25 mm ²	EB1025	EB1025
35-50 mm ²	EB3550	EB3550

Remember to specify dies when you order a tool.